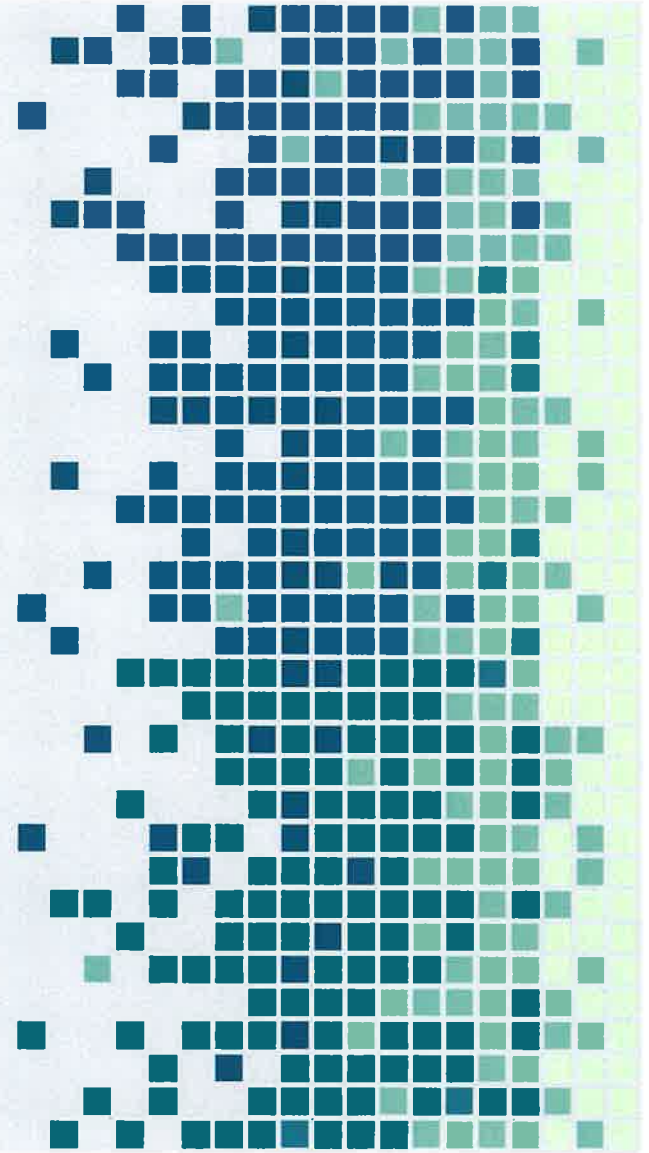


School Safety and Police Partnerships



Overview of the Program



Welcome and Introductions

Township High School District 211

Dr. Dan Cates

Superintendent-District 211

Josh Schumacher

Principal-Hoffman Estates High School

Tim Little

Principal-Schaumburg High School

Julie Nowak

Principal-Conant High School

Hoffman Estates Police Department

Sgt. Scott Lawrence

Det. Linnel Allen

School Resource Officer-
Hoffman Estates High School

Det. Dan Donohue


School Resource Officer-
Conant High School

Schaumburg Police Department

Lt. Sean Green

Det. Marc Santoro

School Resource Officer-
Schaumburg High School



Goals of the Presentation

To inform our community about our many safety measures

To detail the many layers of collaboration between school and police

To convey how we respond to reports of concern for school safety

To describe what has occurred when we report “no threat”

To help people understand how we can work together in an age of instant communication

To inform our community on effective ways to communicate concerns

School and Police Partnerships





Communication

Preparedness

Prevention

Intervention

Response

Recovery

CRISIS RESPONSE TRAINING



Police



EVERYONE HAS A ROLE!

School

Students / Staff / Administration

Parents

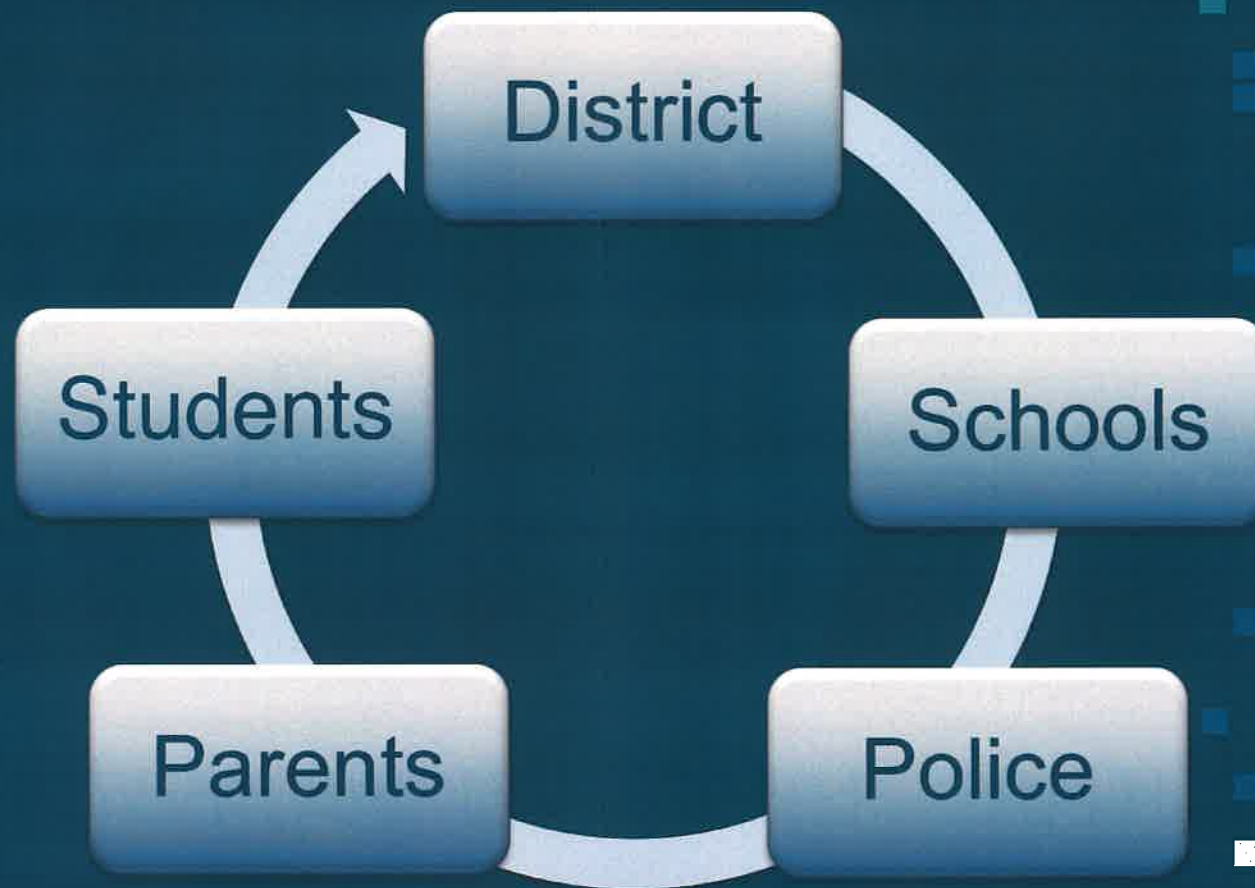
To Serve and Protect

Effective
Communication
is our collective
responsibility

Partnership is vital
to keeping schools
and students safe

Communicate with
schools and police

Social Media can
make resolving
issues difficult and
cause delays



Emergency Communication



School and District
differentiated tiers of
communication

- School and District Websites
- District Social Media
- E-Mail
- Phone
- Text

Determination and
Communication that no
Threat exists



Social Media: Guidelines for Parents and Students

- Social Media should not be used as a means to communicate concerns for safety
- Social media can have unintended consequences

How social media can complicate efficient investigations and efficient resolutions

- Social Media can create layers and distance from originating source
- Investigations involving Social Media consume significant human and time resources



Preparedness

- Limited Access Facilities
- Supervision Staff Experience
- Student and Staff ID Cards
- Police Access 2-Way
Radio Communication
- Evolution of Drills to
Include Run, Hide,
Resist Model
- Minimum of 2 Lockdown
Drills per year

Preparedness



- Armed School Resource Officer
- Upgraded Camera Systems
- Real-Time Police Access To Cameras
- Visitor Check-In Protocols

POLICE TRAINING

Review Past
Incidents

Hold frequent
drills

Test
Procedures


School
Familiarization





Prevention-The Human Element

- Safety Concern Center Reporting
- Problem Solving Teams
- Positive School Culture Programs
- Collaboration with Mental Health Agencies and Therapists
- Student Service Resources
- When reports are made-exhaustive investigations conducted by Administrators and Police



A photograph of a school hallway with students walking away from the camera. The hallway has a polished floor, a staircase on the left, and a glass-walled room on the right. A blue flag with a white 'C' is hanging from the ceiling. The text 'Keys to Prevention: Communication and Cooperation' is overlaid in the lower half of the image.

Keys to Prevention:
Communication and Cooperation

Reaction to Possible Concerns

Investigations:

All reports of concern receive the highest priority level of attention and involve many layers of school, district, and police involvement


Home searches by Police, technology searches, interviews, and Consultation with mental health providers

Threatening Behaviors reported to Local and State Police



Layers of Intervention

- Mental Health Referrals and open-lines of communication with providers
- Referrals to Law Enforcement
- Required Counseling
- School Removal to more supportive environments if necessary
- Comprehensive Threat Assessments conducted by Administrators, School Psychologists, and other Student Support personnel



Response to Crisis Event

- Police/SRO trained to go to the threat
- Lockdown Protocols have evolved
Lockdown, Run, Hide, Resist
- Police Response less than 3 minutes




Police Response



EVOLUTION OF POLICE RESPONSE

- Rapid Deployment Tactics
 - Single officer response if necessary
 - Administer critical wound care
- Thorough investigation of ANY threat.
 - Social Media
 - SRO Program
 - Reciprocity



COMMAND POST

Police
Department
Personnel

Fire
Department
Personnel

School
Officials

Village
Officials

Real time information will be sent from the Command Post.

To Serve and Protect


Parents Response



- If you SEE something, SAY something.



- Police Tipline
- Report to school
- Resist the urge to come to the school.
 - Prevents emergency vehicles from getting in/out.
 - Causes confusion.



Recovery



**Emergency
Communications**

Reunification

**Crisis Response and
Support Teams (Post-
Event)**


Reunification



Biggest Question – in a crisis where do I go to pick up my student?

Notifications will be made through many channels:

- **District Communications** – through email, phone calls or text messages.
- **Village Social Media** – Website, Facebook, Twitter
- **Police Public Information Officer** – through media press releases.



COPING

WITH AN ACTIVE SHOOTER SITUATION

- Be aware of your environment and any possible dangers
- Take note of the two nearest exits in any facility you visit
- If you are in an office, stay there and secure the door
- Attempt to take the active shooter down as a last resort



A wide-angle photograph of a large indoor arena during a graduation ceremony. The foreground and middle ground are filled with graduates wearing orange gowns and caps, seated in rows. The background shows the arena's seating area filled with spectators. Two large American flags are suspended from the ceiling. The text "Thank you and Closing" is overlaid in the center.

Thank you and Closing