



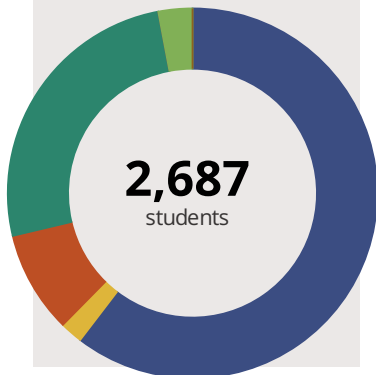
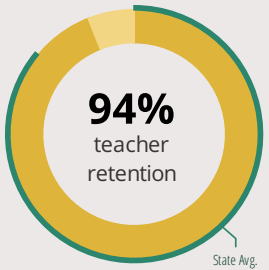
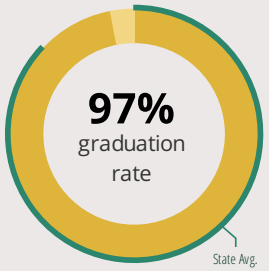
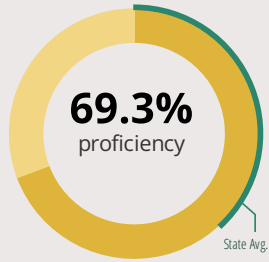
WM FREMD HIGH SCHOOL

1000 S QUENTIN RD PALATINE, IL 60067 7018 (847) 755-2610

Grades: 9-12
District: TOWNSHIP HSD 211

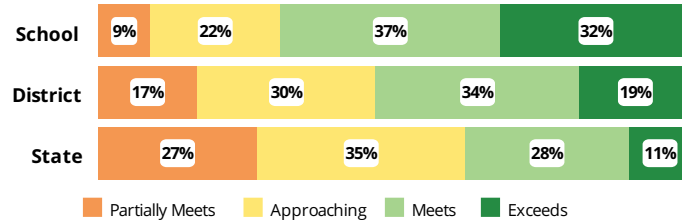
Principal: Mr. Kurt Tenopir
Superintendent: Dr. Daniel Cates

FAST FACTS



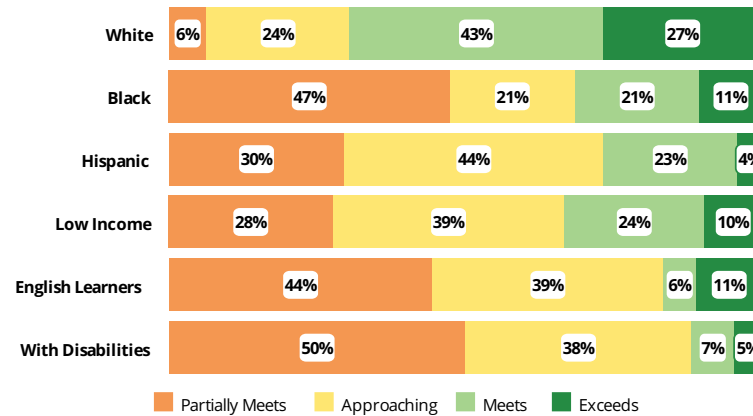
Academic Success

High school students take the SAT in Math and English Language Arts. The display shows SAT results in four performance levels.



Success by Student Group

This display shows SAT performance levels for each student group. No data is shown for groups with fewer than 10 students.



Student Characteristics

White	61%	Low Income	15%
Black	2%	English Learners	2%
Hispanic	9%	With Disabilities	6%
Asian	26%	Homeless	1%
American Indian	0%		
Two or More Races	3%		
Pacific Islander	0%		

School Environment



The **5Essentials Survey** allows students in grades 6-12 and all teachers to share their perspectives on essential conditions for learning. The anonymous survey consists of 5 components.

- Most implementation
- More implementation
- Average implementation
- Less implementation
- Least implementation
- Not Applicable/Low Response

Response Rates

Students	-
Teachers	-

Effective Leaders

Do principals and teachers implement a shared vision for success?

Collaborative Teachers

Do teachers collaborate to promote professional growth?

Ambitious Instruction

Are the classes challenging and engaging?

Supportive Environment

Is the school safe, demanding, and supportive?

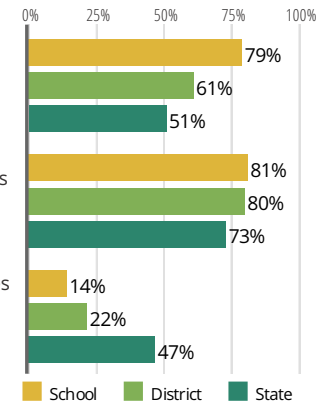
Involved Families

Does the entire staff build strong external relationships?

College Readiness

Ready for College Coursework

Students who meet or exceed ACT college readiness benchmarks



Postsecondary Enrollment

Students who enroll at colleges and universities

Postsecondary Remediation (lower is better)

Students enrolled in Illinois community colleges who require remedial coursework



WM FREMD HIGH SCHOOL

School Highlights

Academic Courses

29 Advanced Placement courses in Art, English, Math, Science, Social Studies; World Language; 31 Dual Credit courses earning credit through U of I, NIU; Harper College; 22 courses in 4 World Language programs; 6 Project Lead the Way Engineering courses

Physical Education, Health and Wellness

Comprehensive PE and health education program focused on student fitness and wellness. 28 physical education courses including weight training, physical management, lifeguard training, individual sports, team sports, dance, aquatics, adventure education, yoga, gymnastics, and aerobic training.

Other Programs and Activities

51 Total Clubs, 41 academic clubs, 4 service clubs, 6 IHSA competitive activities, 2 MSL conference Champions, 32 state award winners, 2 National award winners, 5 IMEA state selections, 1 State final team trophies, 3 IHSA all-state selections

School Awards

22 Nationally Board Certified Teachers, 2015 Those Who Excel Teacher of the Year Finalist, 25 National Merit Semi-finalists, 199 Illinois State Scholars, 81 AP Scholars, 75 Kolze Academic Scholars, 3 Hall of Fame inductees, 3 perfect ACT scores, 38 Platinum ACT Career Readiness Certificates.

Career Development Courses and Programs

The Dual Credit courses in the District allow for both high school credit and college credit. The enrollment requirements for these dual credit courses vary depending upon the specific college or university.

Athletics

30 athletic programs & 87 teams. 52 MSL All-Conference Selections, 6 MSL Divisional or Conference Team Championships, 13 Daily Herald All-Area Selections, 1 All-State Selection, 3 IHSA Regional Championships, 4 IHSA Sectional Championships, 2 IHSA SuperSectional Championships, 3 IHSA Team State Place winners, 9 IHSA Individual State Place Winners.

School Personnel Resources

While all FHS teachers are highly qualified, having at least a bachelor's degree in their content area and 85% have an advanced degree, 22 FHS teachers have National Board Certification. FHS also has a full-time certified nurse, 2 psychologists, 2 social workers, 12 counselors, and 1 speech/language/pathologist.

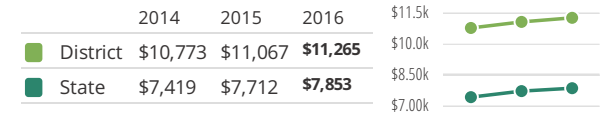
Facilities

Each District 211 high school is located on a 40-60 acre site, and able to accommodate 2,000-3,000 students. Each is equipped with an artificial turf stadium, running track, baseball and softball fields, swimming pool, multiple gymnasiums, tennis courts, an auditorium, and music practice rooms, plus computer, reading, science, and vocational labs.

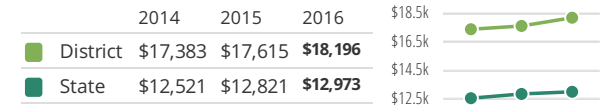
Most of this data has been collected by ISBE from school districts through data systems. Some information, such as the School Highlights, is entered directly by principals and can be updated throughout the year.

District Finance

Instructional Spending per Pupil includes only the activities directly dealing with the teaching of students or the interaction between teachers and students.



Operational Spending per Pupil includes all costs for overall operations in this school's district, including Instructional Spending, but excluding summer school, adult education, capital expenditures, and long-term debt payments.



Educator Measures

This school has had **2 principal(s)** over the past 6 years. In the last three years, an average of **94% of teachers** return to this school each year.

Student Attendance and Mobility

Attendance Rate

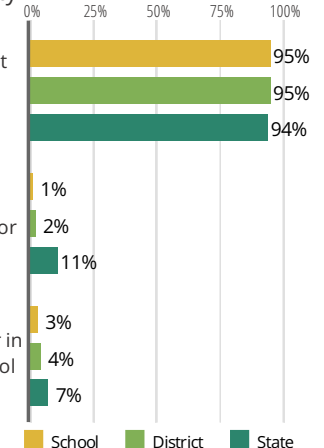
Rate at which students are present at school, not including excused or unexcused absences

Chronic Truancy Rate

Percentage of students who have been absent without valid reasons for 5% or more of regular school days

Student Mobility

Percentage of students who transfer in or out of the school during the school year, not including graduates



FOR MORE INFORMATION

Visit IllinoisReportCard.com to see additional details about each item of information for this school. There you will find charts spanning multiple years, detailed explanations, resources, more of the school's programs and activities, and powerful tools that let you dig deeper into data.